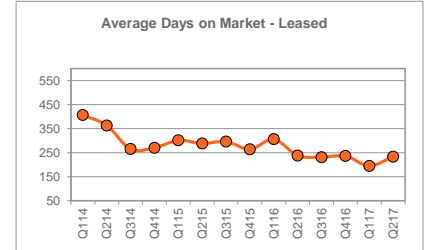
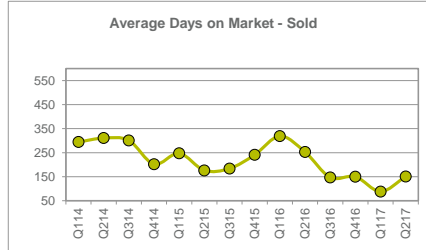
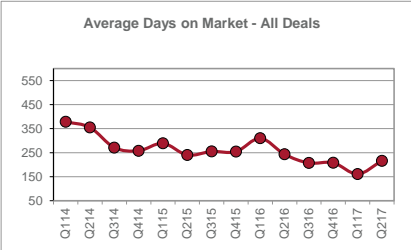
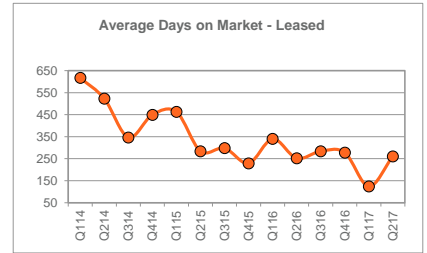
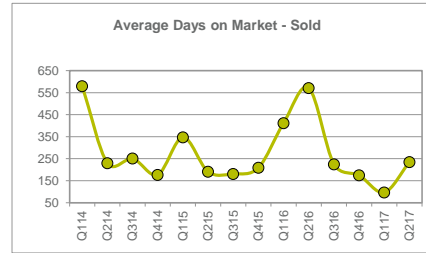
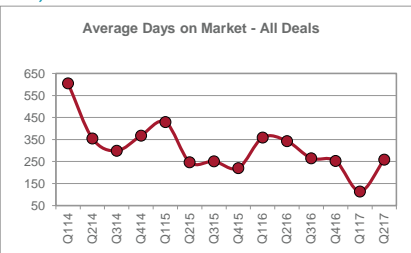


Q2 2017

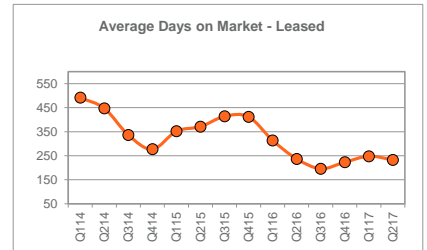
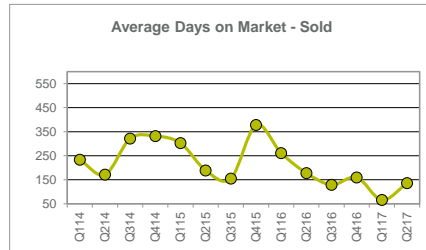
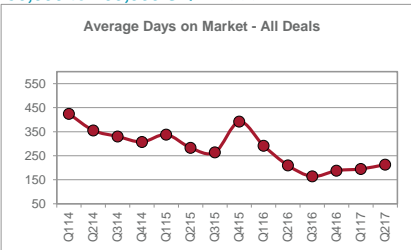
ALL BUILDING SIZES >>>



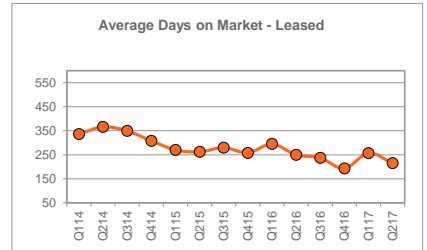
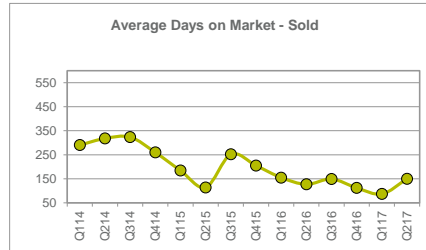
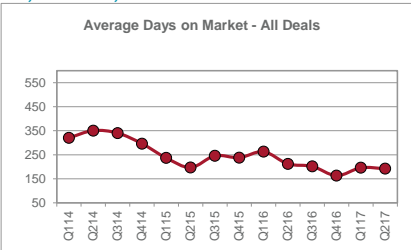
100,000+ SQ.FT. >>>



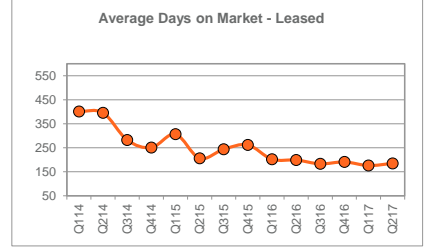
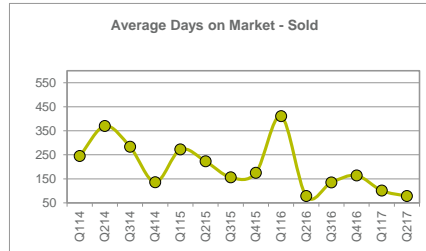
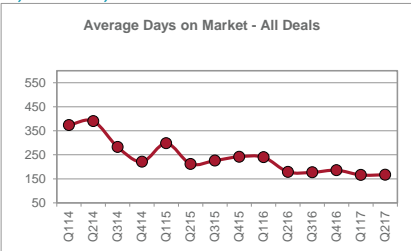
50,000 to 100,000 SQ.FT. >>>



20,000 to 50,000 SQ.FT. >>>



5,000 to 20,000 SQ.FT. >>>



Stuart Barron
National Director of Research
Cushman & Wakefield Ltd.

Phone: 416 359-2652
stuart.barron@cushwake.com

Source: Cushman & Wakefield Ltd., Brokerage
Toronto Industrial Research

Copyright © 2017 Cushman & Wakefield. All rights reserved. The information contained within this report is gathered from multiple sources considered to be reliable. The information may contain errors or omissions and is presented without any warranty or representations as to its accuracy.

Pam Jiang
Research Manager, GTA Industrial
Cushman & Wakefield Ltd.

Phone: 905-501-6476
pam.jiang@cushwake.com